

# **SHOGUN 7**

## QUICK START GUIDE

# Contents

---

Introduction .....	3
Checklist .....	3
You will also need .....	3
Power .....	4
Media .....	5
Physical features.....	6
Touchscreen/User Interface .....	8
Warranty & Conditions .....	11



## Extended 3 yr warranty

Register now to extend your warranty to  
**3 years** from date of purchase.

[my.atomos.com](http://my.atomos.com)



Download the Shogun 7  
User Manual and AtomOS  
Firmware updates.



Activate Avid license  
For DNxHD® and DNxHR®  
[www.atomos.com/activation](http://www.atomos.com/activation)

# Introduction

---

Thank you for purchasing the Atomos Shogun 7, utilizing professional QuadLink SDI and HDMI 2.0 connectivity to record professional 4Kp60 and high frame rate HD to Apple ProRes®, ProRes RAW and Avid DNxHR (plus CDNG RAW up to 4Kp30).

A new 360 zone backlight is combined with our new screen technology and controlled by the Dynamic AtomHDR engine to show millions of shades of brightness and color, yielding jaw-dropping results. It allows Shogun 7 to display 15+ stops of real dynamic range on-screen. The panel is also incredibly accurate, with ultra-wide color and 105% of DCI-P3 coverage.

Shogun 7 can also be used as a portable, quadview live switcher and recorder on multi-camera shoots. Record up to four 1080p60 streams from the 4 x SDI inputs simultaneously as separate ISOs, while cueing and switching in real-time. You can also record a fifth 'program' channel of the switched feed, and display the resulting mixed output (via HDMI or SDI) live on set.

# Checklist

---

☐ **1 x Shogun 7**

☐ **1 x Master Caddy II**

☐ **1 x AC/DC Power Adaptor**

☐ **1 x EPP Carry Case**

☐ **1 x Quick Start Guide**

**NOTE:** The Carry Case has extra partitions for accessories.

## You will also need

---

### HDMI Cable/s

To support 4Kp60 recording please use cables that support HDMI 2.0 specification. Atomos have a range of 4Kp60 cables with die cast connectors and coiled cables in a range of lengths and connections (sold separately). See the full range of Atomos HDMI cables on our website: [www.atomos.com/hdmi-cables](http://www.atomos.com/hdmi-cables)

# You will also need

---

## SDI cables

If you are connecting via 6G or 12G SDI please ensure your cable supports the Belden 1694A standard.

## Media and Docking Station

Shogun 7 supports AtomX SSDmini, approved SSD media in a Master Caddy II/III, and CFast II media in an AtomX CFast adapter. To avoid potential data loss and/or write/read errors, Atomos recommends using approved media only. For the most up-to-date information on compatible media, please refer to: **[www.atomos.com/drives](http://www.atomos.com/drives)**

We also have Docking Stations suitable for use with Shogun 7 and compatible media. Available from your nearest authorised Atomos reseller.

# Power

---

## Using AC/DC Power Adaptor or Batteries

You can power the Shogun 7 using the supplied AC/DC power adaptor, but if you plan to use batteries we recommend you fully charge any batteries before use.

## Choosing the right battery for your application

Size	Cells	Battery Life	Function
5200mAh	4	Up to 1.5hrs	monitor & record 4Kp30
7800mAh	6	Up to 2.2hrs	monitor & record 4Kp30

❗ **We recommend using Atomos NP-F series batteries.**

# Media

---

## Assemble the Master Caddy

Position a Solid State Drive (SSD) into the Master Caddy. Assemble completely and align screw holes on all three pieces. Insert screws last. Do not overtighten. For more detailed instructions please download the full Shogun 7 User Manual.

### ⚠ Handle SSD with care

Avoid contact with circuit board and connectors. Refer to media manufacturer's manual for handling instructions.

## Connect Media

Before powering up the Shogun 7 unit, simply slide your selected media into the disk slot (see page 7). To remove media, ensure the unit is off and gently slide out. We strongly recommend using SSDs for optimal performance and recording.

## Format Media

Once your media is inserted into the master caddy, attach to the Shogun 7 and format the media by touching the **Media/Recording Time Remaining** in top right of screen (see page 8).

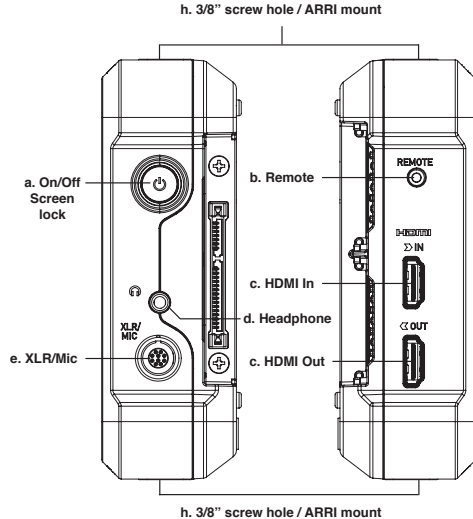
Press **Format Drive** and follow the on-screen instructions. For more information refer to the Shogun 7 User Manual.

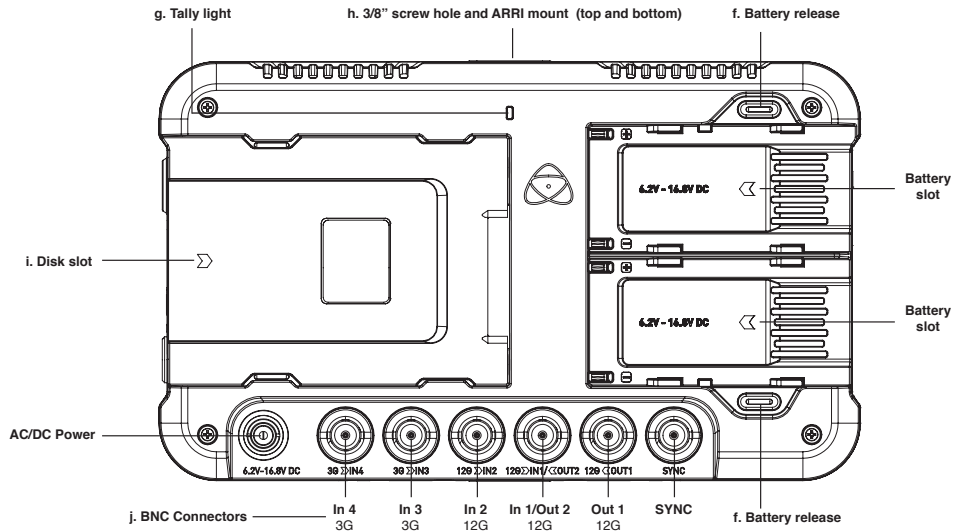
**Important:** Never remove the media whilst recording as this may cause data corruption.

For more information about supported drives and accessories, visit: **[www.atomos.com/drives](http://www.atomos.com/drives)**

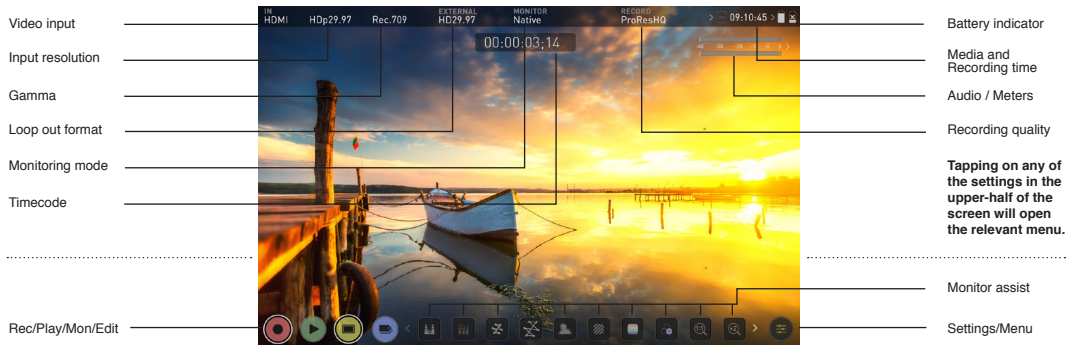
# Physical features

- a. On/Off and Screen Lock** To turn on, press the power button on the side of the unit. To shut down, hold the button for at least 4 seconds (until unit turns off). LOCK: Tap to lock screen, tap again to unlock.
- b. Remote Control** Optionally control the Shogun 7 using Remote from your camera. Additionally, calibrate using the X-Rite i1Display Pro.
- c. HDMI In/Out** HDMI input connection records up to 4Kp60. HDMI output connection provides a live loop out or play out when in Playback mode. Supports up to 4Kp60.
- d. Headphone Output** Standard 3.5mm headphone jack.
- e. XLR/Mic** Stereo balanced XLR input and output.
- f. Battery Release Button** Press the release button and slide battery away from unit to remove.
- g. Tally Light** Red tally light on the rear of the unit indicates active recording. Tally light can be turned off in the menu options.
- h. Screw holes and ARRI anti-rotational pin system**
- i. Disk slot** Gently insert media until it stops. Pull to remove.
- j. BNC Connectors** For 12G/6G/3G SDI connection





# Touchscreen / User Interface



The Shogun 7 is controlled by a simple user-friendly touchscreen interface. Pictured above is the home screen and main controls seen when the Shogun 7 is attached to a compatible input. Touching the icons/text will open menus for the relevant functions.

Touch the settings icon located on bottom right to access more menus, or touch individual icons for specific settings such as timecode, audio, remaining disk space and more. For the more info visit [atomos.com/shogun7](https://atomos.com/shogun7) and click SUPPORT tab.



## Controls



Record



Play



Monitor



Edit

Tapping **Control icons** will activate the relevant mode and function/s.

## Monitor assist



Luma Parade



RGB Parade



Vectorscope



Vectorscope Zoom



Focus Peaking



Zebra



False Color



Blue Only



Zoom 1:1



Zoom x2



Safe Areas



Cinema Guides



Anamorphic  
De-squeeze



Settings  
(Monitor mode)

Tapping **Monitor assist icons** will activate/deactivate monitoring tools.

# Warranty & Conditions

---

## Notice

Copyright © 2022 ATOMOS Global Pty Ltd ('referred to as ATOMOS'). All rights reserved. All information in this document is subject to change without notice. No part of the document may be reproduced or transmitted in any form, or by any means, electronic or mechanical, including photocopying or recording, without the express written permission of ATOMOS. A reference to ATOMOS includes its related entities, subsidiaries and parent company.

## Trademarks

Shogun 7 / ATOMOS are registered trademarks of ATOMOS Pty Ltd. Apple, the Apple logo, AppleShare, AppleTalk, FireWire, iPod, iPod Touch, Mac, and Macintosh are registered trademarks of Apple Inc. Final Cut Pro, QuickTime and the QuickTime Logo are trademarks of Apple Inc. All other trademarks are the property of their respective holders.

## International Hardware Limited Warranty (1 Year Standard/3 Years if registered)

ATOMOS warrants that:

- The main product, not including the IPS screen, or any external accessories, will be free from defects in materials and workmanship for a period of 1 year from the date of purchase; or 3 years upon completion of product registration within 1 year from the date of purchase at [www.atomos.com](http://www.atomos.com)
- The TFT/LCD, batteries, case and master caddies will be free from defects in materials and workmanship for a period of 1 year from the date of purchase regardless of registration. This warranty is exclusively for the benefit of the original purchaser and is not assignable or transferable.

If during the warranty period the product is shown to be defective ATOMOS may at its option:

- a) replace the goods or supply equivalent ones, b) repair the goods, c) pay the cost of replacing the goods or of acquiring equivalent ones and d) paying the cost of having the goods repaired; The customer must notify ATOMOS of any defect in the goods in writing

prior to the expiry of the warranty periods set out above. The customer will be solely responsible for returning the goods to ATOMOS or its authorized distributor. Upon acceptance of a warranty claim by ATOMOS, where ATOMOS repairs or replaces the goods, it will be responsible for reasonable shipping costs incurred in sending the goods to the Customer, provided that customer is located in a country in which ATOMOS has an authorized distributor or repair center or agent.

## Warranty Exclusions

This warranty applies only to defects in workmanship and does not cover defects caused by:

- A failure to comply with the then current operating instructions issued by ATOMOS;
- Neglect;
- Improper or negligent acts or omissions;
- Unauthorized repairs or attempted repairs;
- Tampering with or modification of the goods;
- Connection to incompatible equipment or power sources;
- Exposure to water or weather;
- Exposure to magnetic fields or corrosive liquids or substances;

EXCEPT AS STATED IN THIS WARRANTY, ATOMOS, IT'S VENDORS, AGENTS, RESELLERS AND DISTRIBUTORS DISCLAIM IN THEIR ENTIRETY ALL OTHER WARRANTIES, EXPRESS OR IMPLIED, INCLUDING WITHOUT LIMITATION ALL WARRANTIES OF MERCHANTABILITY OR FITNESS FOR A PARTICULAR PURPOSE. THE REMEDIES OUTLINED IN THIS WARRANTY ARE THE EXCLUSIVE REMEDY A CUSTOMER HAS ARISING FROM DEFECTIVE GOODS WHICH ARE SUBJECT TO THE WARRANTY. ATOMOS DOES NOT WARRANT THAT THE GOODS WILL OPERATE IN A MANNER WHICH IS ERROR FREE, OR UNINTERRUPTED. THE GOODS ARE NOT INTENDED TO BE THE PRIMARY OR ONLY DATA STORAGE DEVICE FOR DATA – CUSTOMERS ARE SOLELY RESPONSIBLE FOR BACK UP AND PROTECTION OF DATA.

---

## Software License Agreement

IMPORTANT, PLEASE READ CAREFULLY. THIS IS A LICENSE AGREEMENT.

This ATOMOS software, related documentation, any included sample images and other files (the "Software"), is protected by copyright laws and international copyright treaties, as well as other intellectual property laws and treaties. The Software is licensed, not sold.

This End User License Agreement ("EULA") is a legal agreement between you (either an individual or a single entity) and ATOMOS with regard to the copyrighted Software provided with this EULA. Use of the Software provided to you by ATOMOS in whatever form or media, will constitute your acceptance of these terms, unless separate terms are provided by the software supplier, in which case certain additional or different terms may apply. If you do not agree with the terms of this EULA, do not download, install copy or use the Software. By installing, copying or otherwise using the Software, you agree to be bound to the terms of this EULA. If you do not agree to the terms of this EULA, ATOMOS is unwilling to license the Software to you.

1. Eligible licensees. This Software is available for license solely to purchasers of the ATOMOS Shogun 7, who have purchased a unit manufactured by ATOMOS Shogun 7 and purchased through an ATOMOS authorized reseller, with no right of duplication or further distribution, licensing or sub-licensing.

2. License Grant. ATOMOS grants you a personal, non-transferable and non-exclusive right to use the copy of the Software provided with this EULA. You agree you will not copy the Software except as necessary to use it with the ATOMOS Shogun 7. You agree that you may not copy the written materials accompanying the Software. Modifying, reverse engineering, translating, renting, copying, transferring or assigning all or part of the Software or any rights granted hereunder, to any other persons or reverse engineering the hardware on which the Software runs, is strictly prohibited. The software is license, not sold. You acknowledge that no title to intellectual property in the Software is transferable to you. You further acknowledge that title and full ownership rights to the Software will remain the exclusive property of ATOMOS and/or its suppliers, and you will not acquire any rights to the Software, except as expressly set forth above. All copies of the software will contain the same proprietary notices as contained in or on the Software. All title and copyrights in and to the Software (including but not limited to any images, animations, video, audio, text

incorporated), the accompanying printed materials, and any copies of the Software are owned by ATOMOS or its suppliers.

3. Reverse engineering. You agree that you will not attempt, and if you are a corporation, you will use your best efforts to prevent your employees and contractors from attempting to reverse compile, derive circuits, modify, translate or disassemble the Software and/or the ATOMOS Shogun 7 in whole or in part. Any failure to comply with the above or any other terms and conditions contained herein will result in the automatic termination of this license and the reversion of the rights granted hereunder by ATOMOS.

ATOMOS reserves the right to terminate this license without prejudice to any additional recourse ATOMOS may have against you if you violate any of its terms and conditions.

For more detailed instructions and important up-to-date information  
please download the full Shogun 7 User Manual:  
**<https://www.atomos.com/product-support>**



**atomos.com**